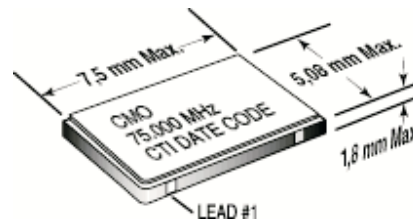


CMO5 Series

5 x 7 mm, 5.0 Volt, CMOS/TTL, Clock Oscillator

- TTL/CMOS Compatible
- Tri-State Feature for Auto Test Systems
- Tape & Reel Packaging
- ± 20 ppm Available - Please Contact Factory

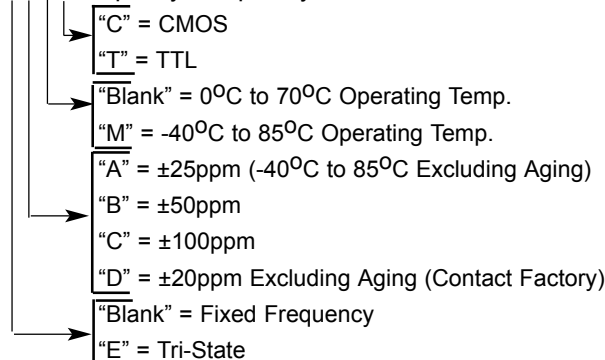


ELECTRICAL SPECIFICATIONS

MODEL	CMO5		
Frequency Range (MHz)	1.5 to 156.250		
Frequency Stability (ppm)	Inclusive of calibration, temperature, voltage, load, shock, vibration, aging		
Overall (Typical)			
0°C to 70°C	± 25		
-40°C to +85°C	± 50		
Temperature Range (°C)			
Operating	-40°C to +85°C		
Storage	-40°C to +125°C		
Supply Voltage (V)	+5.0 $\pm 10\%$		
Input Current (mA)	1.5MHz to 30MHz	>30MHz to 50MHz	>50MHz to 156.250MHz
	<10	<30	<50
Symmetry (%) TTL/CMOS	45/55		
Transistion Times	1.5MHz to 50MHz	>50MHz to 156.250MHz	
Rise Time (ns)	<5	<3	
Fall Time (ns)	<5	<3	
Load	10TTL/15pF		
"0" Level (V _{OL})	0.5V		
"1" Level (V _{OH})	2.4V/4.5V		
Start up Time (ms)	<10		

PART NUMBERING GUIDE

CMO5XXXX - Specify Frequency



MtronPTI reserves the right to make changes to the product(s) and service(s) described herein without notice. No liability is assumed as a result of their use or application.

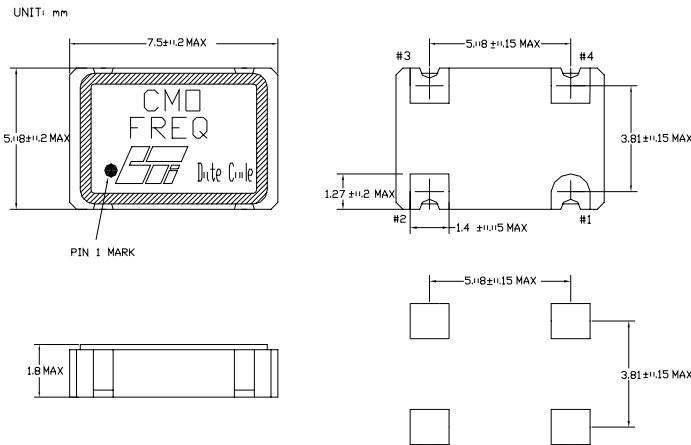
Please see www.mtronpti.com for our complete offering and detailed datasheets. Contact us for your application specific requirements: MtronPTI 1-800-762-8800.

OBSOLETE



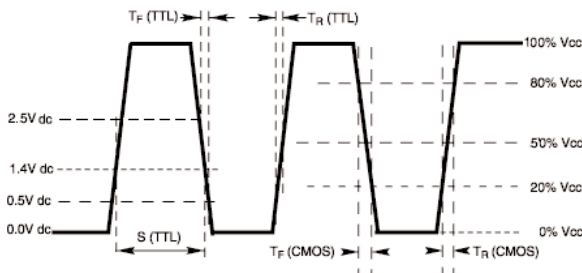
CMO5 Series

5 x 7 mm, 5.0 Volt, CMOS/TTL, Clock Oscillator

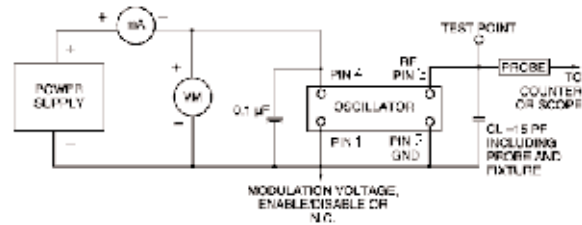


PIN	FUNCTION
1	N/C / Tri-State
2	Ground
3	Output
4	+ V _{CC}

OUTPUT WAVEFORM



TEST CIRCUIT DIAGRAM



MECHANICAL AND ENVIRONMENTAL SPECIFICATIONS

TEST METHODS	REFERENCE PROCEDURES	DESCRIPTION
Temperature Cycle	MIL-STD-833, Mtd 1010, Cond. B	-55°C to +125°C; Air-to-Air; 100 cycles; 10 min. dwell
Mechanical Shock	MIL-STD-883, Mtd 2002, Cond. B	1500 g's
Vibration	MIL-STD 883, Mtd 2007, Cond. B	20-2000 Hz; 0.06 inch; 15g's; 3 planes
Humidity Steady State	MIL-STD-202, Mtd 103	40°C; 90%-95% R.H.; 56 days
Thermal Shock	MIL-STD-883, Mtd 1011.7 Cond. B	100°C to 0°C; Water-to-Water; 15 cycles
Electrostatic Discharge	MIL-STD-883, Mtd 3015 Class II	2 KV to 4 KV Threshold
Solderability	MIL-STD-883, Mtd 2022.2	Solder dip; Meniscograph Criteria
Hermeticity	MIL-STD-883, Mtd 1014.8, Cond. A1	Mass spectro. 2 x 10 ⁻⁸ atmos. CC/sec He
Resistance to Soldering	MIL-STD-202, Mtd 210D, Cond. J	235°C; 30 seconds
Lead Integrity	MIL-STD-883, Mtd 2004.5, Cond. A, B1	Lead tension & bend stress
Marking Permanence	MIL-STD-883, Mtd 2015.8	Resistance to solvents
Life Test	MIL-STD-883, Mtd 1005.6	125°C. powered. 1000 hours minimum

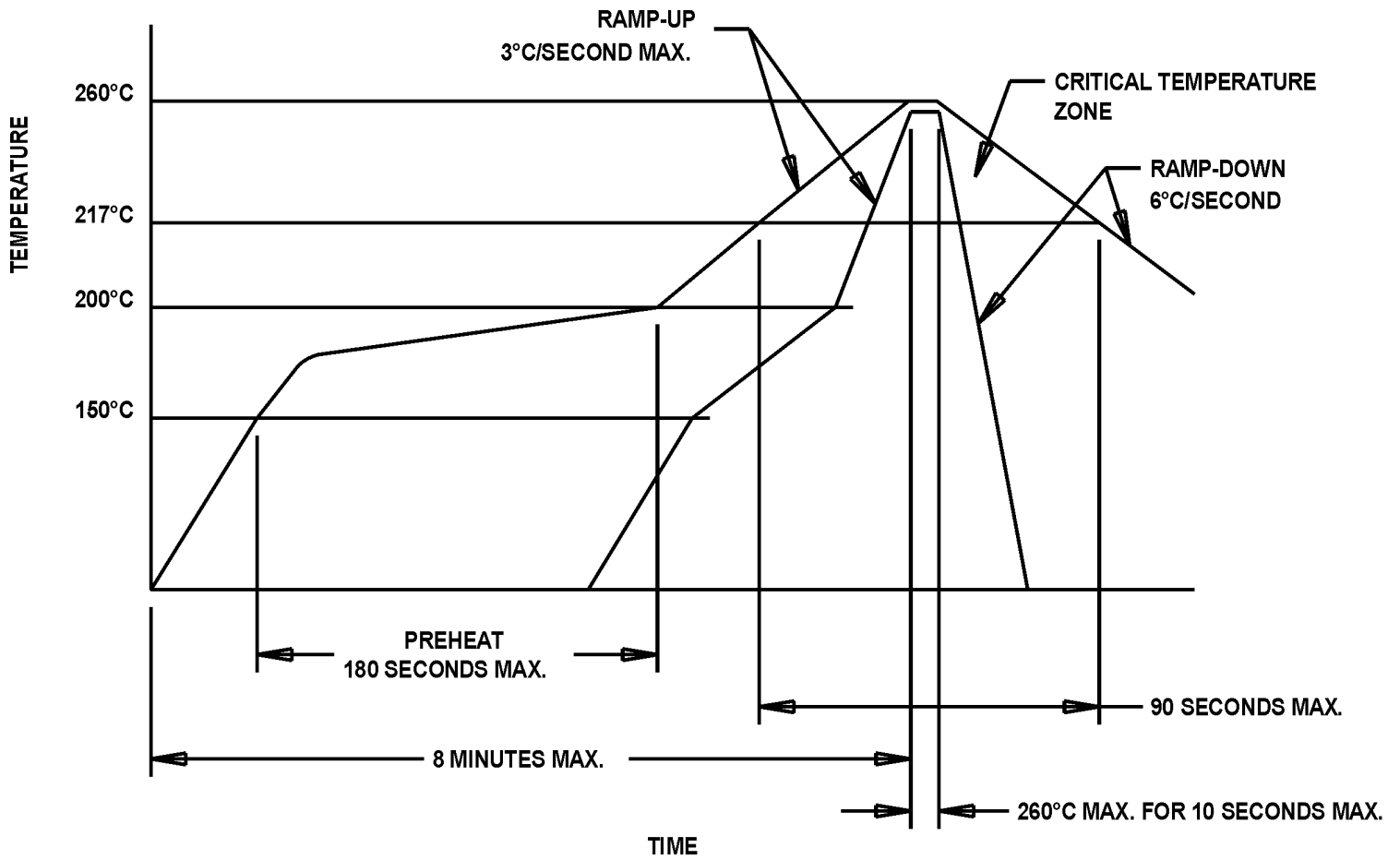
MtronPTI reserves the right to make changes to the product(s) and service(s) described herein without notice. No liability is assumed as a result of their use or application.

Please see www.mtronpti.com for our complete offering and detailed datasheets. Contact us for your application specific requirements: MtronPTI 1-800-762-8800.

OBSOLETE



MtronPTI Lead Free Solder Profile



MtronPTI reserves the right to make changes to the product(s) and service(s) described herein without notice. No liability is assumed as a result of their use or application.

Please see www.mtronpti.com for our complete offering and detailed datasheets. Contact us for your application specific requirements: MtronPTI 1-800-762-8800.