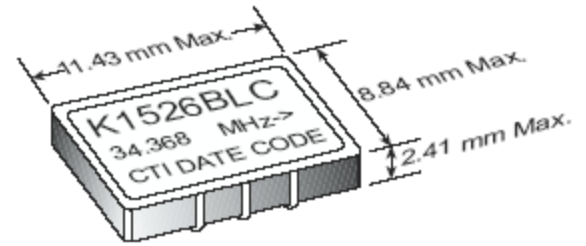


# K1526BLC Series

## 5V 9x11mm Surface Mount Voltage Controlled Crystal Oscillator



- **Applications:** Phase-Locked Loops (PLL's), Clock Recovery, Reference Signal Tracking, Synthesizers, Frequency Modulation/Demodulation
- Ceramic Construction, Medal Lid
- 2.0 to 80 MHz Frequency Range
- 0.5V to 4.5 V Control Voltage
- $\pm 25$  ppm Stability (Typical)
- $-40^{\circ}\text{C}$  to  $+85^{\circ}\text{C}$  Operating Temperature Option
- Tape and Reel Available
- Ground Shielded Top and Bottom
- 6-pin SOJ-20 Footprint
- J-Leads Seam-sealed, Resistance Welded Hermetic Package



ELECTRICAL SPECIFICATIONS		
<b>Model</b>	<b>K1526BLC</b>	
<b>Frequency Range (MHz)</b>	2 to 55	55.1 to 80
<b>Frequency Stability (ppm)</b>	Overall Inclusive of Calibration, Temperature, Voltage, Load, Shock, Vibration, and Aging	
0°C to +70°C	$\pm 25$	$\pm 25$
-40°C to +85°C	$\pm 50$	$\pm 50$
<b>Frequency Control Function</b>	(For Custom MHz, V <sub>Control</sub> Range, transfer function, etc. – Consult Factory)	
<b>Deviation (Typical)</b>		
Minimum Tuning Limit 0°C to 70°C	$\pm 60$	$\pm 40$
Minimum Tuning Limit -40°C to 85°C	$\pm 50$	$\pm 20$
<b>Linearity</b>	< 10%	
<b>Modulation Bandwidth (<math>\pm 3\text{dB}</math>)</b>	> 20KHz	
<b>Nominal Control Voltage (V)</b>	2.5	
<b>Control Voltage Range (V)</b>	0.5 to 4.5	
<b>Transfer Function</b>	Positive	
<b>Input Impedance</b>	> 50K $\Omega$ @ 10KHz	
<b>Temperature Range (<math>^{\circ}\text{C}</math>)</b>		
Operating	$-40^{\circ}\text{C}$ to $+85^{\circ}\text{C}$	
Storage	$-40^{\circ}\text{C}$ to $+125^{\circ}\text{C}$	
<b>Supply Voltage (V)</b>	$+5.0\text{V} \pm 10\%$	
<b>Input Current (mA)</b>	< 30	
<b>Start Up Time (ms)</b>	< 10	
<b>Symmetry (%) TTL/CMOS</b>	40/60	
<b>Typical SSB Phase Noise (dBc/Hz)</b>	10Hz	-65
<b>Offset from Carrier</b>	100Hz	-95
	1KHz	-115
	10KHz	-130
	100KHz	-140

OBSOLETE

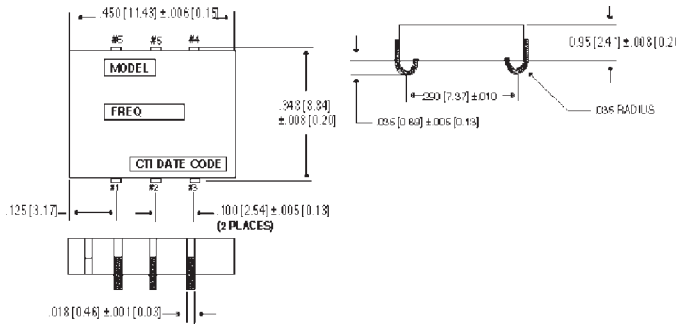
PART NUMBERING GUIDE	
K1526BLC	- Specific Frequency
X	"Blank" = TTL/CMOS 40/60%
X	"C" = CMOS 45/55%
X	"T" = TTL 45/55%
X	"Blank" = 0°C to +70°C Operating Temp.
X	"M" = -40°C to +85°C Operating Temp.

MtronPTI reserves the right to make changes to the product(s) and service(s) described herein without notice. No liability is assumed as a result of their use or application.

Please see [www.mtronpti.com](http://www.mtronpti.com) for our complete offering and detailed datasheets. Contact us for your application specific requirements: MtronPTI 1-800-762-8800.

# K1526BLC Series

## 5V 9x11mm Surface Mount Voltage Controlled Crystal Oscillator

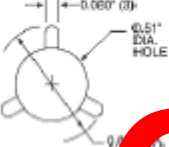


PIN	FUNCTION
1	Voltage Control
2	Tri-State
3	Gnd & Ground Plane
4	Output
5	N/C
6	+V <sub>CC</sub>

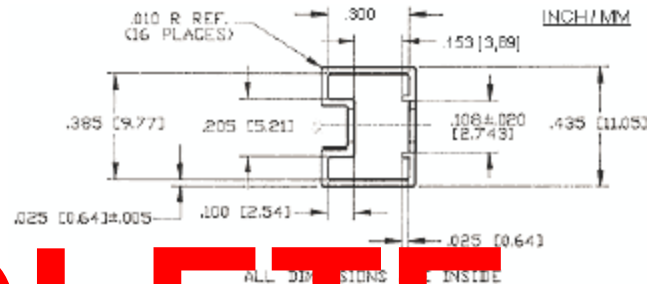
### TAPE & REEL SPECIFICATIONS

**Tape & Reel**  
**Shipping Tape**  
 Size: 24mm  
 Material: Black PVC,  
 Conductive .012" thick  
**Shipping Reel**  
 Size: 13" diameter  
 Material: Plastic

**13" Reel**  
 Tape Length: 16.5 yds  
 Max. No. of Pockets: 750  
 Leader Length: 16" min.  
 Trailer Length: 14" min.  
 Q.C. Sample Quantity: 10 pcs.  
 Product/Reel: 500  
 Cover Tape Thickness: .002"  
 Cover Peel Strength: 75g  
 Note: Minimum Order is 500

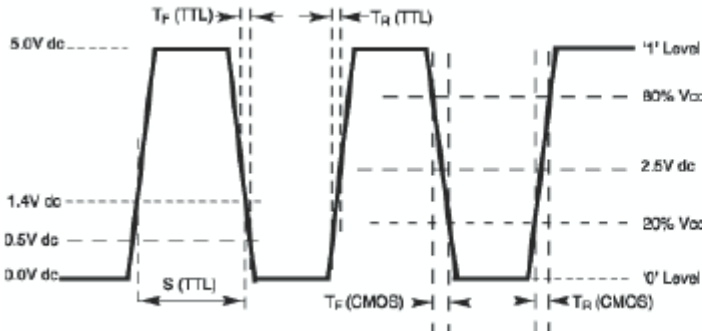


### SHIPPING TUBE CROSS SECTION

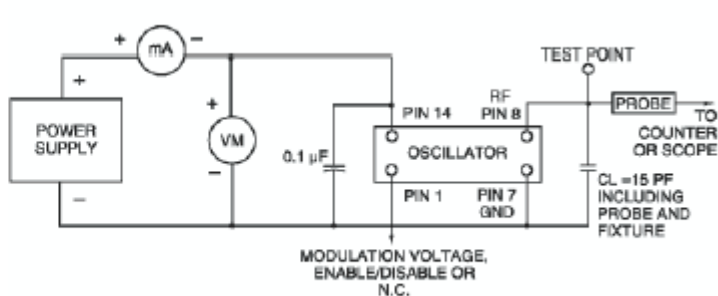


# OBSOLETE

### OUTPUT WAVEFORM



### TEST CIRCUIT DIAGRAM



### MECHANICAL AND ENVIRONMENTAL SPECIFICATIONS

TEST METHODS	REFERENCE PROCEDURES	DESCRIPTION
Temperature Cycle	MIL-STD-833, Mtd 1010, Cond. B	-55°C to +125°C; Air-to-Air, 100 cycles; 10 min. dwell
Mechanical Shock	MIL-STD-883, Mtd 2002, Cond. B	1500 g's
Vibration	MIL-STD-883, Mtd 2007, Cond. B	20-2000 Hz; 0.06 inch; 15g's; 3 planes
Humidity Steady State	MIL-STD-202, Mtd 103	40°C; 90%-95% R.H.; 56 days
Thermal Shock	MIL-STD-883, Mtd 1011.7, Cond. B	100°C to 0°C; Water-to-Water; 15 cycles
Electrostatic Discharge	MIL-STD-883, Mtd 3015 Class II	2 KV to 4 KV Threshold
Solderability	MIL-STD-883, Mtd 2022.2	Solder dip; Meniscograph Criteria
Hermeticity	MIL-STD-883, Mtd 1014.8, Cond. A1	Mass spectro. 2 x 10-8 atmos. CC/sec He
Resistance to Soldering	MIL-STD-202, Mtd 210D, Cond. C	260°C; 10 seconds: 1 inch/sec.
Lead Integrity	MIL-STD-883, Mtd 2004.5, Cond. A, B1	Lead tension & bend stress
Marking Permanence	MIL-STD-883, Mtd 2015.8	Resistance to solvents
Life Test	MIL-STD-883, Mtd 1005.6	125°C, powered, 1000 hours minimum

MtronPTI reserves the right to make changes to the product(s) and service(s) described herein without notice. No liability is assumed as a result of their use or application.