
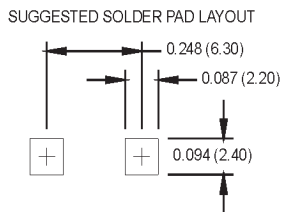
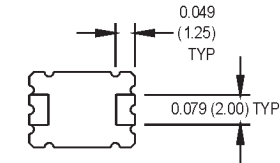
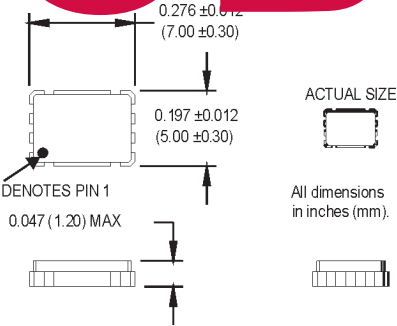


PMX Surface Mount Crystals

5.0 x 7.0 x 1.2 mm



OBSOLETE



Ordering Information

Product Series	PMX	1	J	J	XX	00.000 MHz
Temperature Range	: -40°C to +70°C 2: -40°C to +85°C					
Frequency	: 10.000 MHz to 60.000 MHz 6: 10.000 MHz					
Tolerance	G: ±20 ppm* J: ±30 ppm					
Stability	M: ±50 ppm P: ±100 ppm					
Load Capacitance	Blank: 18 pF (std)					
	S: Series Resonant					
	XX: Customer Specified 10 pF to 32 pF					
Frequency (Customer Specified)						

*±20 ppm stability available over -10°C to +60°C operating temperature only
M1012Sxxx - Contact factory for datasheet.

Electrical Specifications

PARAMETERS	VALUE
Frequency Range*	9.800 to 100.000 MHz
Tolerance @ +25°C	See Table Above
Stability	See Table Above
Aging	±5 ppm/yr. Max.
Shunt Capacitance	7 pF Max.
Load Capacitance	18 pF Std.
Standard Operating Conditions	0°C to +70°C
Equivalent Series Resistance (ESR), Max.	
Fundamental (AT-cut)	
9.800 to 12.000 MHz	80 Ω
12.000 to 40.000 MHz	50 Ω
Third Overtones (AT-cut)	
40.000 to 100.000 MHz	80 Ω
Drive Level	100 μW Max, 50 μW Typ., 10 μW Min.
Mechanical Shock	MIL-STD-202, Method 213, C
Vibration	MIL-STD-202, Method 201 & 204
Max Soldering Conditions	See solder profile, Figure 1
Thermal Cycle	MIL-STD-883, Method 1010, B

* Because this product is based on AT-strip technology, not all frequencies in the range stated are available. Contact the factory for availability of specific frequencies.

MtronPTI reserves the right to make changes to the product(s) and service(s) described herein without notice. No liability is assumed as a result of their use or application.

Please see www.mtronpti.com for our complete offering and detailed datasheets. Contact us for your application specific requirements: MtronPTI 1-800-762-8800.

MtronPTI Lead Free Solder Profile

