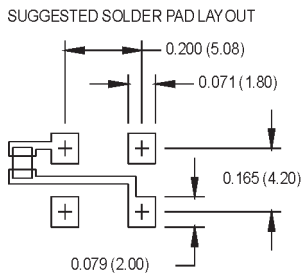
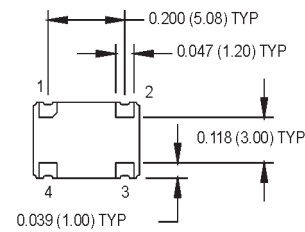
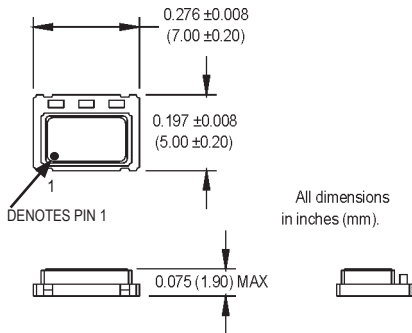


M6029 and M6030 Series

5x7 mm, 3.0 Volt, Clipped Sinewave, TCXO/TCVCXO

- **Miniature Size**
- **Ideal for handheld and portable devices**



Ordering Information		M6029/M6030					1	H	F	S	N	00.0000
												MHz
Product Series												
M6029 =	TCXO											
M6030 =	TCVCXO											
Temperature Range												
1:	0°C to +70°C											
6:	-20°C to +70°C											
8:	0°C to +50°C											
A:	-10°C to +60°C											
F:	-30°C to +75°C											
Stability												
H:	±2.5 ppm											
L:	±5 ppm											
J:	±1.5 ppm											
Frequency Control												
F:	Fixed for TCXO											
V:	Voltage Tuned for TCVCXO											
Output Type												
S:	Clipped Sinewave											
Package/Lead Configurations												
N:	Leadless											
Frequency (customer specified)												

M6029Sxxx & M6030Sxxx - Contact factory for datasheets.

Pin Connections

PIN	FUNCTION
1	N/C or Control Voltage
2	Ground/Case
3	Output
4	+Vdd

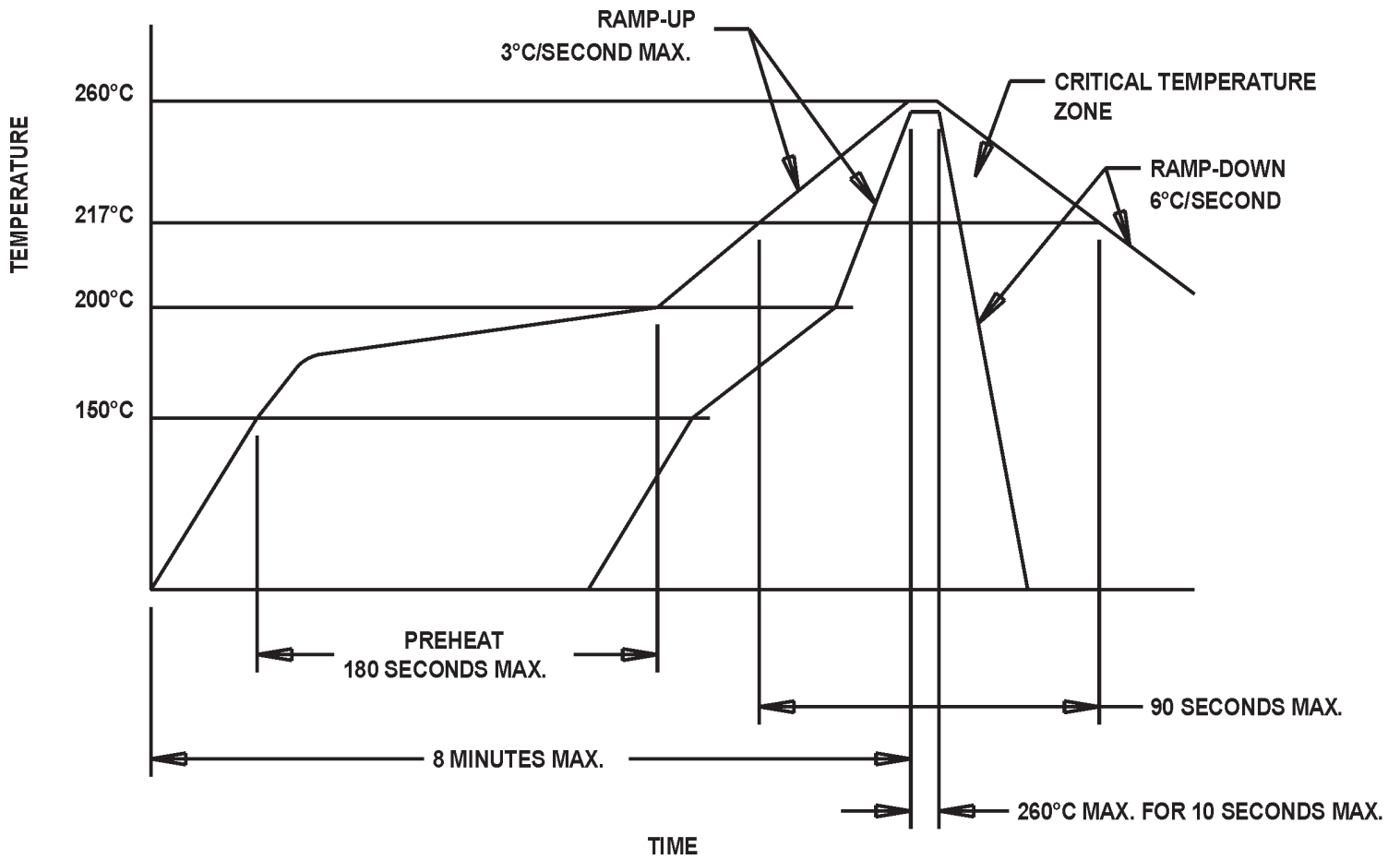
	PARAMETER	Symbol	Min.	Typ.	Max.	Units	Condition/Notes
Electrical Specifications	Frequency Range	F	12.6		26	MHz	
	Operating Temperature	T _A	(See Ordering Information)				
	Storage Temperature	T _S	-30		+75	°C	
	Frequency Stability	ΔF/F	(See Ordering Information)				
	Aging						
	1st Year		-1		+1	ppm	@25°C
	Thereafter (per year)		-1		+1	ppm	@25°C
	Control Voltage	V _c	0.5	1.5	2.5	V	M6030
	Tuning Range		±5		±15	ppm/V	M6030
	Input Voltage	V _{dd}	2.85	3.0	3.15	V	
	Input Current	I _{dd}			2.5	mA	
	Output Type						Clipped Sinewave
	Load		10 ohms 10pF				
	Output Level		0.8			V	pk-pk
	Start up Time			5		ms	
Phase Noise (Typical)		100 Hz	100 Hz	1 kHz	10 kHz	Offset from carrier	
		-80	-110	-130	-145	dBc/Hz	
Environmental	Shock	MIL-STD-202, Method 213, Condition C					100 g
	Vibration	MIL-STD-202, Method 201 & 204					10 g from 10 to 2000 Hz
	Solderability	EIAJ-STD-002					
	Max Soldering Conditions	See solder profile, Figure 1					

Clipped Sinewave Load – see load circuit diagram #7.

MtronPTI reserves the right to make changes to the product(s) and service(s) described herein without notice. No liability is assumed as a result of their use or application.

Please see www.mtronpti.com for our complete offering and detailed datasheets. Contact us for your application specific requirements: MtronPTI 1-800-762-8800.

MtronPTI Lead Free Solder Profile



MtronPTI reserves the right to make changes to the product(s) and service(s) described herein without notice. No liability is assumed as a result of their use or application.

Please see www.mtronpti.com for our complete offering and detailed datasheets. Contact us for your application specific requirements: MtronPTI 1-800-762-8800.