

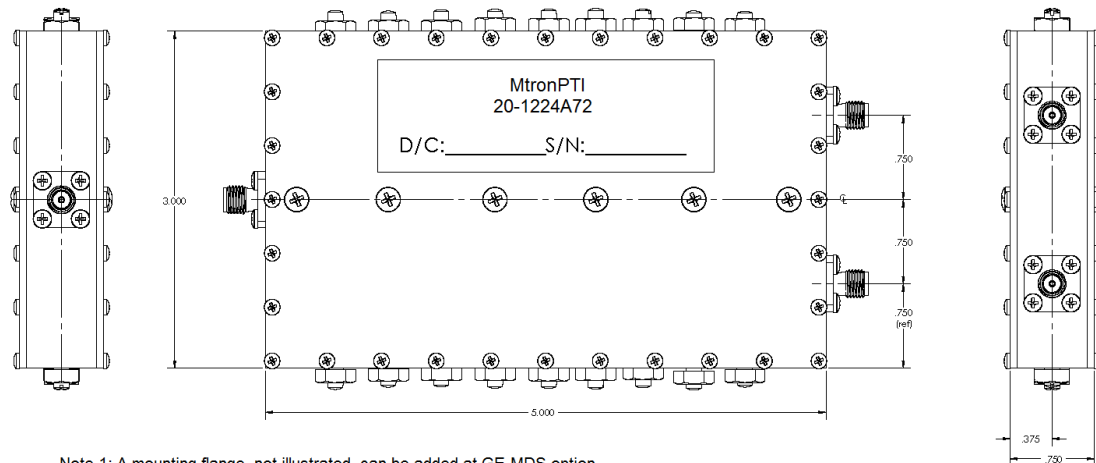
Specification for a Diplexer Cavity Filter Assembly MtronPTI P/N SA0065

I. General & Electrical Requirements:

1. Channel 1 Filter
 - Passband: 1350MHz to 1375MHz
 - Insertion Loss (IL, within the passband):
 - @ 25°C: < 1.5dB (< 1.0dB target)
 - Over OTR: < 1.75dB
 - Passband Ripple: ≤ 0.4dB
 - Passband Return Loss: 15dB minimum
2. Channel 2 Filter
 - Passband: 1492MHz to 1517MHz
 - Insertion Loss (IL, within the passband):
 - @ 25°C: < 1.5dB (< 1.0dB target)
 - Over OTR: < 1.75dB
 - Passband Ripple: ≤ 0.4dB
 - Passband Return Loss: 15dB minimum
3. Common
 - Isolation Between the Bands: 75dB minimum
 - Power Handling: > 3-watts average, 10-watts peak
 - Z_{IN}/Z_{OUT} (all ports): 50Ω nominal

II. Environmental & Physical Requirements:

1. Environmental
 - Temperature
 - Operating (OTR): -10°C to +70°C
 - Storage (STR): -40°C to +85°C
2. Package:
 - Size: 5.000" (L) x 3.000" (W) x 0.750" (H), excluding connectors
 - Connectors: SMA-Female

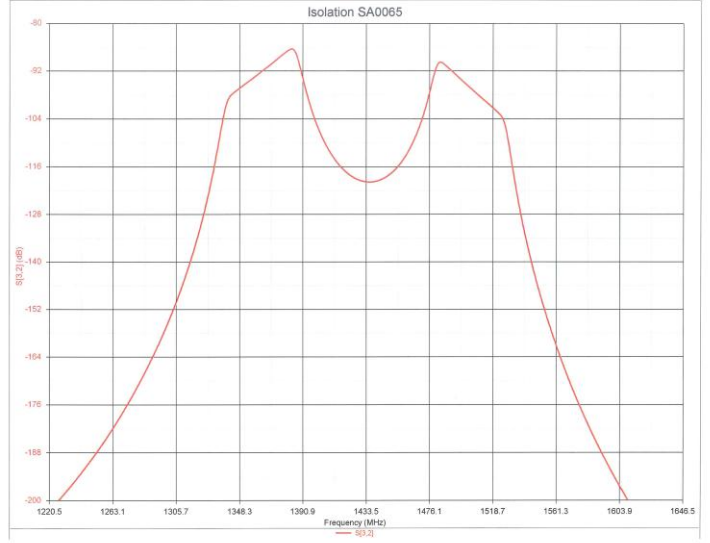
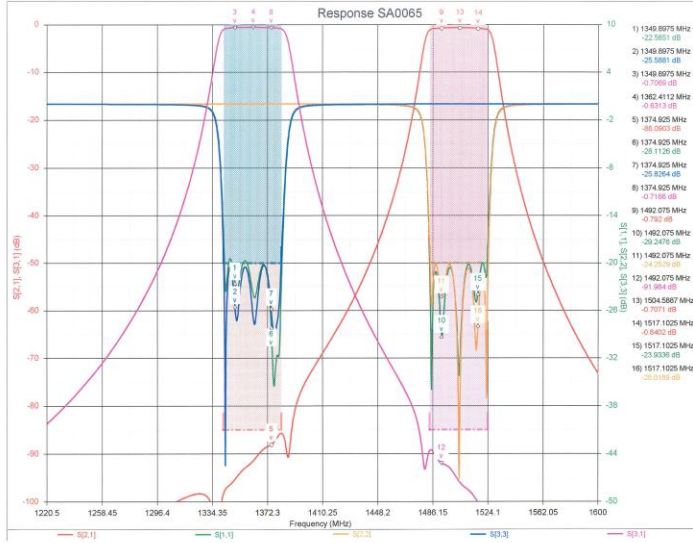


Note 1: A mounting flange, not illustrated, can be added at GE-MDS option.

Note 2: Tolerances, unless other wise noted
 .xx = ±0.1
 .xxx = ±0.005

Specification for a Diplexer Cavity Filter Assembly
 MtronPTI P/N SA0065

IV. Design Simulation Plots:



V. Data Sheet Revision Table:

Date	Rev.	Author	Details of Revision
10/12/11	1	BRM	Added Customer P/N for cross reference.
09/29/11	0	BRM	Original release.