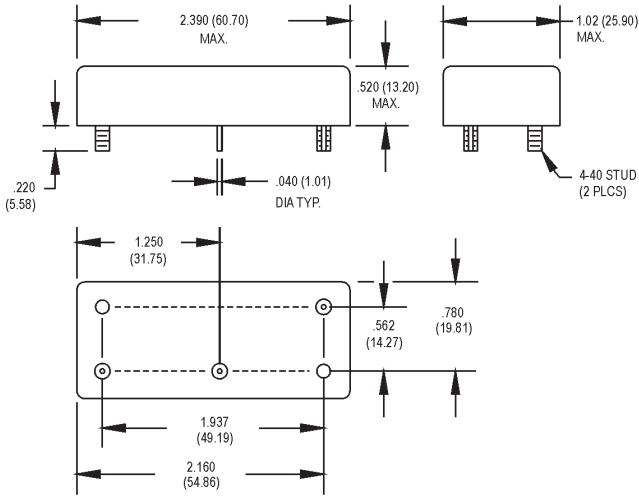
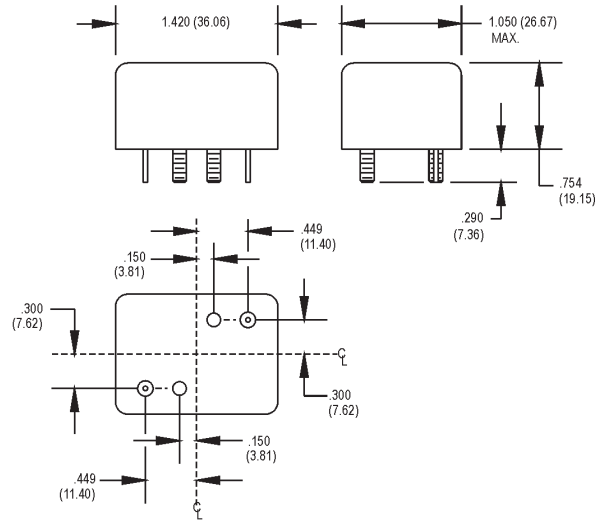


Typical Crystal Filter Drawings

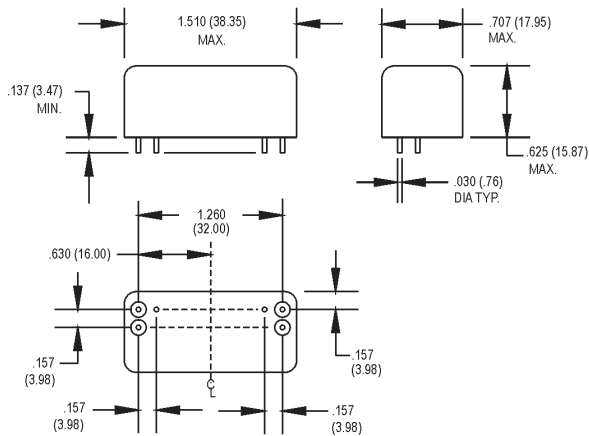
SCR OUTLINE



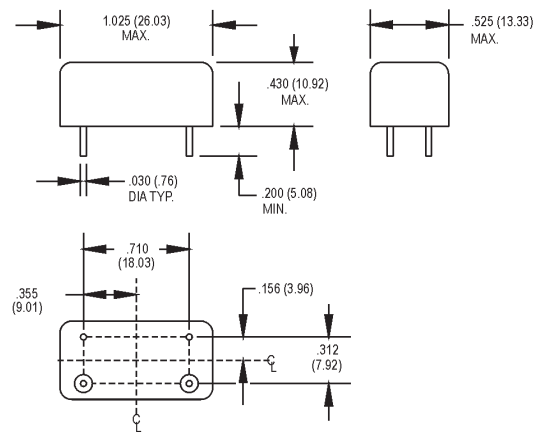
CSA OUTLINE



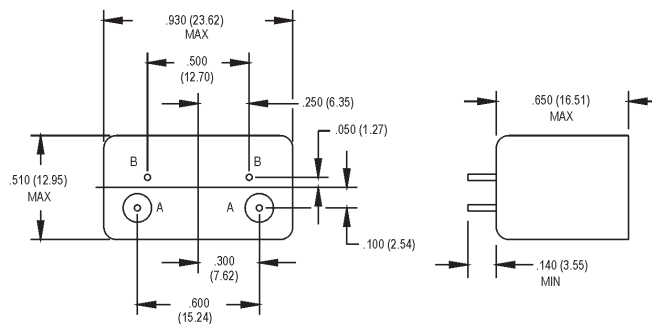
CSB, CSC OUTLINE



CSE OUTLINE



MVB OUTLINE



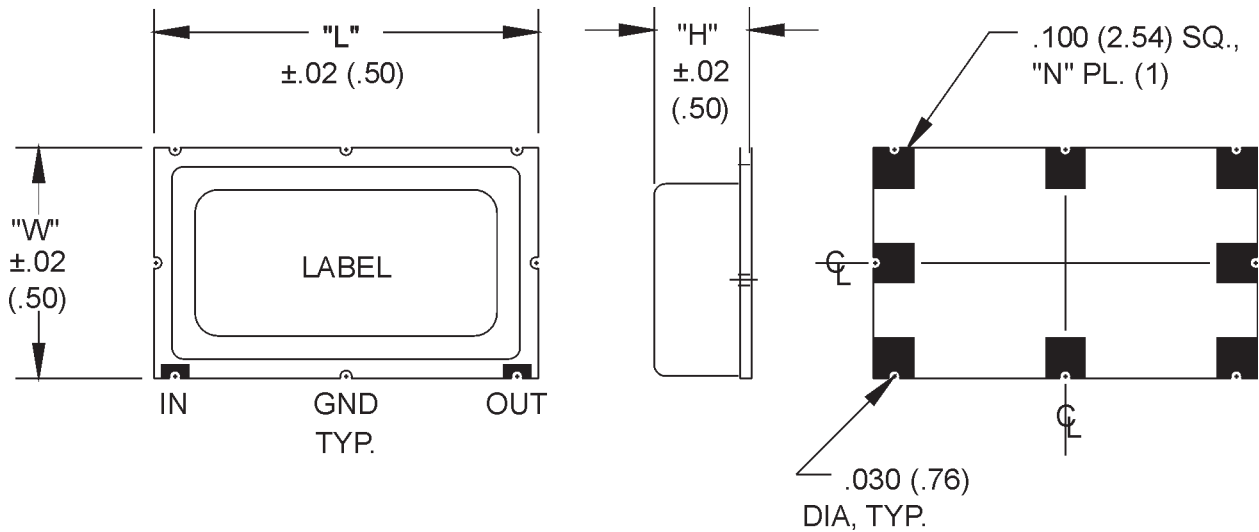
A= .030.005 (.76 .12) DIA GLASS FEED-THRU
 B= .030.005 (.76 .12) DIA GND PIN

MtronPTI reserves the right to make changes to the product(s) and service(s) described herein without notice. No liability is assumed as a result of their use or application.

Please see www.mtronpti.com for our complete offering and detailed datasheets. Contact us for your application specific requirements: MtronPTI 1-800-762-8800.

Typical Crystal Filter Drawings

Surface Mount Standards



SH45 SERIES				
DASH NO.	"L"	"W"	"H"	"N"
-001	1.00 (25.40)	.60 (15.24)	.25 (6.35)	8
-002	1.35 (34.29)	.60 (15.24)	.25 (6.35)	12
-003	1.60 (40.64)	.60 (15.24)	.25 (6.35)	16
-004	1.97 (50.03)	.60 (15.24)	.25 (6.35)	16
-005	2.25 (57.15)	.60 (15.24)	.25 (6.35)	20

SV45 SERIES				
DASH NO.	"L"	"W"	"H"	"N"
-001	.90 (22.86)	.60 (15.24)	.41 (10.41)	8
-002	1.00 (25.40)	.60 (15.24)	.41 (10.41)	8
-003	1.16 (29.46)	.60 (15.24)	.41 (10.41)	12
-004	1.22 (30.98)	.60 (15.24)	.41 (10.41)	12
-005	1.35 (34.29)	.60 (15.24)	.41 (10.41)	12

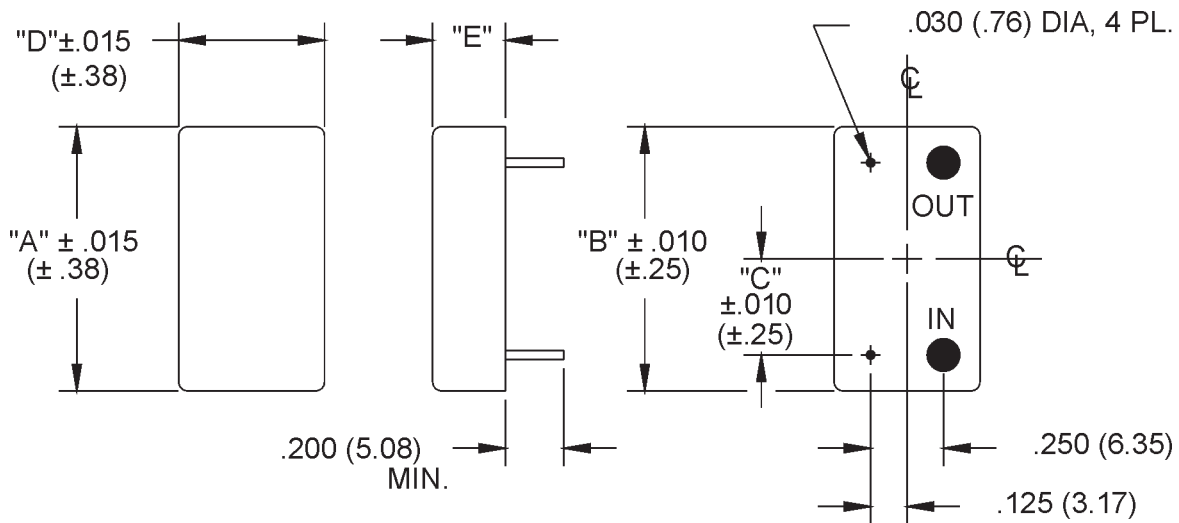
SH18 SERIES				
DASH NO.	"L"	"W"	"H"	"N"
-001	1.26 (32.00)	.76 (19.30)	.25 (6.35)	12
-002	1.60 (40.64)	.76 (19.30)	.25 (6.35)	16
-003	2.05 (52.07)	.76 (19.30)	.25 (6.35)	20
-004	2.45 (62.23)	.76 (19.30)	.25 (6.35)	20
-005	2.90 (73.66)	.76 (19.30)	.25 (6.35)	24

SV18 SERIES				
DASH NO.	"L"	"W"	"H"	"N"
-001	1.00 (25.40)	.76 (19.30)	.51 (12.95)	8
-002	1.26 (32.00)	.76 (19.30)	.51 (12.95)	12
-003	1.33 (33.78)	.76 (19.30)	.51 (12.95)	12
-004	1.55 (39.37)	.76 (19.30)	.51 (12.95)	12
-005	1.70 (43.18)	.76 (19.30)	.51 (12.95)	16

- (1) FOR MODELS WITH AN "N" VALUE GREATER THAN 8, TYPICAL PAD SPACING IS .250 (6.35) CENTER TO CENTER ALONG MAJOR LENGTH OF PCB. REFER TO SERIES AND DASH NUMBER DETAIL SHEETS FOR EXACT PAD LOCATIONS.

Typical Crystal Filter Drawings

Through Hole Standards



TH45 SERIES					
DASH NO.	"A"	"B"	"C"	"D"	"E"
-001	.906 (23.01)	.660 (16.76)	.330 (8.38)	.50 (12.70)	.25 (6.35)
-002	1.250 (31.75)	1.000 (25.40)	.500 (12.70)	.50 (12.70)	.25 (6.35)
-003	1.500 (38.10)	1.250 (31.75)	.625 (15.87)	.50 (12.70)	.25 (6.35)
-004	1.875 (47.62)	1.625 (41.27)	.812 (20.62)	.50 (12.70)	.25 (6.35)
-005	2.150 (54.61)	1.730 (43.94)	.865 (21.97)	.50 (12.70)	.25 (6.35)

TV45 SERIES					
DASH NO.	"A"	"B"	"C"	"D"	"E"
-001	.800 (20.32)	.550 (13.97)	.275 (6.98)	.50 (12.70)	.40 (10.16)
-002	.906 (23.01)	.660 (16.76)	.328 (8.33)	.50 (12.70)	.40 (10.16)
-003	1.062 (26.97)	.810 (20.57)	.405 (10.28)	.50 (12.70)	.40 (10.16)
-004	1.125 (28.57)	.875 (22.22)	.437 (11.09)	.50 (12.70)	.40 (10.16)
-005	1.250 (31.75)	1.000 (25.40)	.500 (12.70)	.50 (12.70)	.40 (10.16)

TH18 SERIES					
DASH NO.	"A"	"B"	"C"	"D"	"E"
-001	1.156 (29.36)	.900 (22.86)	.450 (11.43)	.656 (16.66)	.25 (6.35)
-002	1.500 (38.10)	1.200 (30.48)	.600 (15.24)	.656 (16.66)	.25 (6.35)
-003	1.950 (49.53)	1.650 (41.91)	.825 (20.95)	.656 (16.66)	.25 (6.35)
-004	2.350 (59.69)	2.050 (52.07)	1.025 (26.03)	.656 (16.66)	.25 (6.35)
-005	2.800 (71.12)	2.500 (63.50)	1.250 (31.75)	.656 (16.66)	.25 (6.35)

TV18 SERIES					
DASH NO.	"A"	"B"	"C"	"D"	"E"
-001	.906 (23.01)	.650 (16.51)	.325 (8.25)	.656 (16.66)	.50 (12.70)
-002	1.156 (29.36)	.900 (22.86)	.450 (11.43)	.656 (16.66)	.50 (12.70)
-003	1.234 (31.34)	.970 (24.63)	.485 (12.31)	.656 (16.66)	.50 (12.70)
-004	1.450 (36.83)	1.180 (29.97)	.590 (14.98)	.656 (16.66)	.50 (12.70)
-005	1.600 (40.64)	1.330 (33.78)	.665 (16.89)	.656 (16.66)	.50 (12.70)

MtronPTI reserves the right to make changes to the product(s) and service(s) described herein without notice. No liability is assumed as a result of their use or application.

Please see www.mtronpti.com for our complete offering and detailed datasheets. Contact us for your application specific requirements: MtronPTI 1-800-762-8800.