

## SPECIFICATION FOR RoHS 6 COMPLIANT SMT VCTCXO MtronPTI P/N M6065S007

### Electrical Specifications:

Parameter	Symbol	Min.	Typ.	Max.	Units	Conditions
Frequency	F <sub>o</sub>		16.384000		MHz	
Frequency Tolerance		-1.0		+1.0	ppm	@ +25°C, V <sub>c</sub> = 1.5V
Frequency Stability	ΔF/F	-1.0		+1.0	ppm	Ref. to frequency @ +25°C & V <sub>c</sub> = 1.5V
Frequency Vs. Load		-0.2		+0.2	ppm	For 10% load change
Frequency Vs. Supply		-0.2		+0.2	ppm	For 5% voltage change
Frequency Vs. Aging		-1.0		+1.0	ppm	Per year @ 25°C, ±2°C
Operating Temperature	T <sub>A</sub>	-40		+85	°C	
Storage Temperature	T <sub>S</sub>	-55		+105	°C	
Operating Voltage	V <sub>DD</sub>	2.85	3.0	3.15	V	
Operating Current	I <sub>DD</sub>			2.0	mA	
Output Type		Clipped Sine wave				
Output Load		10 KΩ    10 pF				
Output Level		0.8			V <sub>pk-pk</sub>	DC-cut output capacitor required.
Control Voltage Range	V <sub>c</sub>	0.5	1.5	2.5		Pad 1
Tuning Range		±8			ppm	Pad 1
Phase Noise			-80		dBc/Hz	@ 10 Hz
			-110		dBc/Hz	@ 100 Hz
			-130		dBc/Hz	@ 1 kHz
			-145		dBc/Hz	@ 10 kHz
			-145		dBc/Hz	@ 100 kHz

### Environmental Conditions:

Mechanical Shock	Per MIL-STD-202, Method 213, (2000 g's, 0.3 ms duration, ½ sinewave)
Vibration	Per MIL-STD-202, Method 201 & 204 (10 g's from 20-2000 Hz)
Hermeticity	Per MIL-STD-202, Method 112 (1 x 10 <sup>-8</sup> atm cc/s of Helium)
Solderability	Per EIAJ-STD-002
Max. Soldering Conditions	See solder profile, Figure 1
Package	6-pad 2.0 X 2.5 X 0.9 mm leadless ceramic. RoHS compliant.

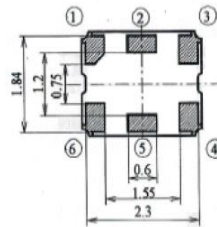
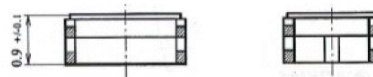
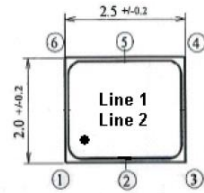
## SPECIFICATION FOR RoHS 6 COMPLIANT SMT VCTCXO MtronPTI P/N M6065S007

### Dimensions, Marking, and Pin Out Information:

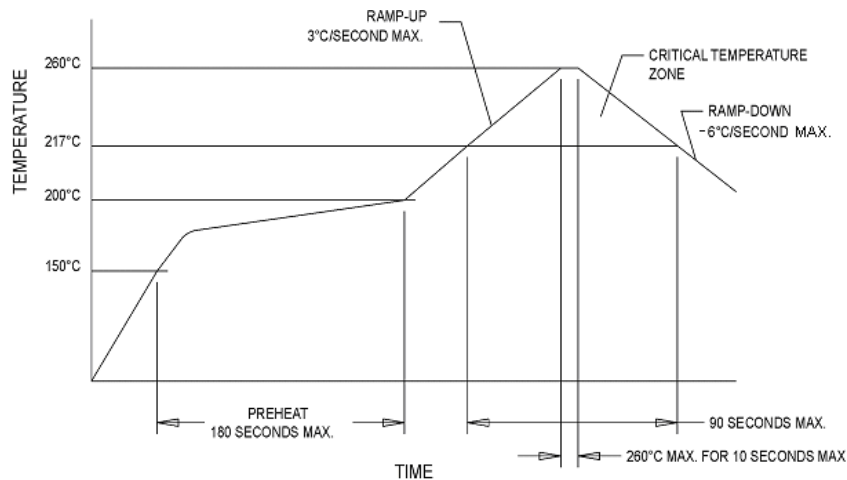
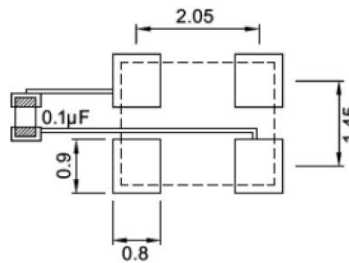
Pad	Function
1	Control Voltage
2	Do Not Connect
3	Ground
4	Output
5	Do Not Connect
6	+V <sub>DD</sub>

Part Marking	
Line 1	16M3
Line 2	M yw

Legend	
y	Year
w	Work week



Recommended land pattern



### DATA SHEET REVISION TABLE

Date	Rev.	Author	Details of Revision
12/16/11	0	MM	Original release.
3/5/13	A	MM	Updated storage temperature range.
3/25/13	B	MM	Added customer part number.