



2525 Shader Road Orlando Florida 32804 USA
Phone: 407-298-2000 Fax: 407-293-2979
Website: www.mtronpti.com AMEX: LGL

Specification for a Thru-Hole VCTCXO with a Sinewave Output MtronPTI P/N XO3071-008

MtronPTI Model: XO3071-008

ENG. Approval: M. McKeown

DATE 10/31/16

MFG. Approval: Adrian

DATE 10/31/16

QA Approval: nrife

DATE 10/31/16

I. General & Electrical Requirements:

1. Frequency: 92.5347MHz
2. Frequency Stability
 - Over Temperature (with offset applied): $\leq \pm 1$ ppm
 - Yearly Aging: $\leq \pm 1.0$ ppm
 - 10-Years Aging: $\leq \pm 3.0$ ppm
3. Output
 - Type: Sinewave
 - Level 0dBm ± 3 dB
 - Load: $50\Omega \pm 10\%$
4. Frequency Adjustment
 - Method: External voltage control, 0V_{DC} to +5V_{DC}
 - Range: $> \pm 5$ ppm and $\leq \pm 20$ ppm
 - Slope: Negative
5. SSB Phase Noise (Maximum, Under Static Conditions): -135dBc/Hz @ 1kHz offset, -150dBc/Hz @ 10kHz offset
6. Harmonics: < -20 dBc
7. Spurious: < -80 dBc
8. Start Up Time: < 20 msec (-45°C to +85°C)
9. Power
 - Supply Voltage (V_S): 12.0V_{DC} $\pm 5\%$
 - Current: 10mA maximum

II. Environmental & Physical Requirements:

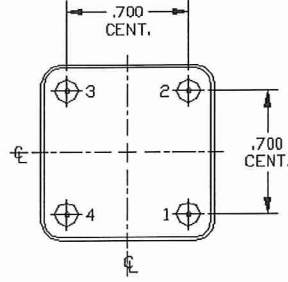
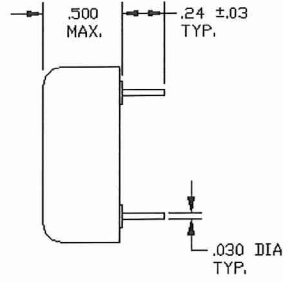
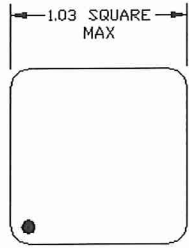
1. Solderability: Per EIAJ-STD-002
2. Temperature Range
 - Operating: -45°C to +80°C
 - Storage: -55°C to +85°C
3. Flow Solder Application: +260°C for 5secs. Minimum
4. Random Vibration Profile (Survival Only, each of the 3-axis for 10-minutes per axis)
 - 10 - 150Hz: 0.040g²/Hz
 - 150 - 350Hz: 0.065g²/Hz
 - 350 - 700Hz: 0.094g²/Hz
 - 700 - 1400Hz: 0.130g²/Hz
 - 1400 - 2000Hz: 0.072g²/Hz
5. Package: Thru-hole per outline drawing



2525 Shader Road Orlando Florida 32804 USA
 Phone: 407-298-2000 Fax: 407-293-2979
 Website: www.mtronpti.com AMEX: LGL

Specification for a Thru-Hole
 VTCXO with a Sinewave Output
 MtronPTI P/N XO3071-008

DIMENSIONS



PIN CONNECTIONS

- 1. B+
- 2. RF OUT
- 3. DVDC
- 4. Vc

PIN NOS. SHOWN FOR REF ONLY.